



# Good News! College Credit is Available for Your Class!

BY

MRS. DIANA SCHNEIDER


ADMINISTRATOR/MENTOR, FONTANA USD

# College Articulation

- ▶ A community college has granted college credit for this course! It works like an AP class – you get to skip some beginning classes at the college.
- ▶ To get your credits, you must apply online for admission to the college. This is a multi-step process, so please be patient!
- ▶ The goal of filling out these forms is to get your COLLEGE ID number.

# 1. Use CHROME and type in carefully:

<https://www.chaffey.edu/applypay/index.php>



Home > Apply and Pay

## Apply and Pay

Whether this you're just starting your college journey or continuing it, Chaffey College can help you through the application process. The steps below will help get you started.

### Application Period

Summer 2020:	10/1/19 to 12/18/19
	1/2/20 to 7/8/20
Fall 2020:	10/1/19 to 12/18/19
	1/2/20 to 11/18/20

### Important Application Information

*Students who have never attended Chaffey College must do all of the following:*

1. Complete and submit the online [application for admission](#)
2. Review the registration letter sent to you by e-mail. You should receive this email within three business days.
3. Download the new student registration packet.
4. Contact the counseling department at 909-652-6200 to schedule placement and orientation.

2. Select "application for admission"

Select "Create an Account"



## Application to College

Before applying to college you must first have an OpenCCC account.

The OpenCCC single sign-in account allows you to access the online services of the California Community Colleges.

OpenCCC is a service of the California Community Colleges Chancellor's Office. The information in your account is kept private and secure.

[Create an Account](#)

Sign In

# Select "Begin Creating My Account"

## Create Your OpenCCC Account

OpenCCC allows you to access California Community Colleges secure web applications.

### You Must Have an Email Address

The California Community Colleges and OpenCCC will use email to send you important information. You will need to provide an email address when you create your account.

Free email accounts are available from many sources:

- [Google Gmail](#)
- [Yahoo Email](#)
- [Microsoft Outlook](#)
- [Other Providers](#)

Note: While all of the providers listed above have millions of users and are widely trusted to be reliable and secure, OpenCCC and the CCC Chancellor's Office do not endorse any particular email providers, and will have no liability should any issues arise with a particular email provider.

All information is kept secure and private as explained in the Privacy Policy. By creating an OpenCCC account, you are agreeing to the terms and conditions of the [Privacy Policy](#).

[Begin Creating My Account](#)

or

[Return to Sign In](#)



Fill in your name.

If you don't have a middle name, check the box under "Middle Name".

Answer these 2 questions.

## Create Account

### Personal Information - Page 1 of 3

#### Legal Name

Enter your legal name as it appears on official documents such as your government issued ID.

First Name

Check this box if you do not have a first name

Middle Name

Check this box if you do not have a middle name

Last Name

Suffix

Yes  No

Do you have a previous name (such as a maiden name)?

Yes  No

Do you have a preferred name that is different than your legal and/or previous name?

Enter your  
Date of Birth

## Date of Birth

This information is used for protection of minors in online transaction environments, as well as to differentiate between persons having the same name. It is also used to comply with state and federal law pertaining to residency, guardianship, and admission of minors to college. This information will not be used in making admissions decisions except as permitted by law.

### Date of Birth

Month	Day	Year
<input type="text" value="January"/>	<input type="text" value="1"/>	<input type="text" value="1990"/>

### Confirm Date of Birth

Month	Day	Year
<input type="text" value="January"/>	<input type="text" value="1"/>	<input type="text" value="1990"/>

Enter your social  
security number.  
If you don't know  
it, select "No".

## Social Security Number

The Social Security Number (SSN) or Taxpayer Identification Number (TIN/iTIN) is used by the college as a means of matching student records, facilitating federal financial aid, and reporting tax-related information to the Internal Revenue System (IRS). However, it is not required for admission.

[Why am I being asked for my social security number?](#)

Do you have a social security number or taxpayer identification number?

- Yes, I have a social security number or taxpayer identification number.
- No, I do not have a social security number or taxpayer identification number, or I decline to provide one at this time.

### **i** Just Remember...

Providing a social security number or taxpayer identification number is not required with respect to non-U.S. resident students (whether documented or undocumented), students taking noncredit courses, students whose qualified tuition and related expenses are waived or paid with scholarships or paid by an institutional third party including an employer or government agency. (26 C.F.R. § 1.6050S-1.) A SSN or TIN/iTIN is not required when IRS reporting is not required.

Check this box if you are a student enrolled exclusively in noncredit courses, an undocumented student, an international student, a nonresident alien, or another exception and do not have a social security number or taxpayer identification number.

or [Cancel](#)

Enter your school email address -

It is your student ID number plus @students.fusd.net  
Be careful to get it right!


Enter your cell phone number. Leave the Extension box blank. Check the box below it.

You can leave the "Second Telephone Number" box blank.


## Contact Information - Page 2 of 3

### Email

An email address is required for important messages, including information about college admission and registration. Please enter an email address that you check regularly.

Email Address 


105556@students.fusd.net


Repeat Email Address 


105556@students.fusd.net

### Telephone


Text messaging may be used by OpenCCC and individual colleges in situations such as account recovery, class cancellations, and emergency notifications. If you would like to receive text messages on your phone(s), please check the appropriate box(es).


Main Telephone Number 

 (909) 222-2222


Extension 

up to four digits


I authorize text messages to the telephone number above, and accept responsibility for any charges that result. 

Second Telephone Number 



Extension 

up to four digits

I authorize text messages to the telephone number above, and accept responsibility for any charges that result. 



Leave the first two check boxes blank.

Enter your house number and street name in the first box.

Leave the second box blank.

Enter your city, state and zip code where indicated.

### Permanent Address

My permanent address is outside the United States. [?](#)

I have no permanent address because I am currently homeless. [?](#)  
International, F1, M1, or J1 visa students MUST provide a permanent address.

Street Address [?](#)

123 Main St.

Include apartment number or suite

City [?](#)

Fontana

State [?](#)

California [v](#)

Zip Code [?](#)

92335

[Continue](#) or [Cancel](#)

IMPORTANT! Write this down or take a photo of this page!

For Username, use your student ID number.

Use a password you'll always remember.

For Security Pin, you can use your birth year or a 4-digit number you won't ever forget.

## Username and Password

To enable you to sign in later, you must choose a unique username for your account.

Username [?](#)

Minimum 6 characters (letters, numbers, special characters)

Password [?](#)

7 to 20 characters (letters and at least one number)

Repeat Password [?](#)

- Be sure to record your username and password for later use.
- Please do not share your account with others, even family members.

## Security PIN

For additional security, please create a 4-digit Personal Identification Number (PIN) for your account. Enter your PIN twice to make sure you type it correctly.

PIN [?](#)

Repeat PIN [?](#)

## IMPORTANT!

Chose security questions you know the answers to.

Take a photo of this page and write these questions and answers down. You will need them again!

### Security Questions

If you forget your username or password, or if you want to change your password or PIN, you will be asked one or more of your personal security question. Please select three security questions you would like to be asked, and enter your answers to those questions.

First Security Question [?](#)

-- Please Choose a Question --

Answer to the First Security Question [?](#)

Second Security Question [?](#)

-- Please Choose a Question --

Answer to the Second Security Question [?](#)

Third Security Question [?](#)

-- Please Choose a Question --

Answer to the Third Security Question [?](#)

I'm not a robot

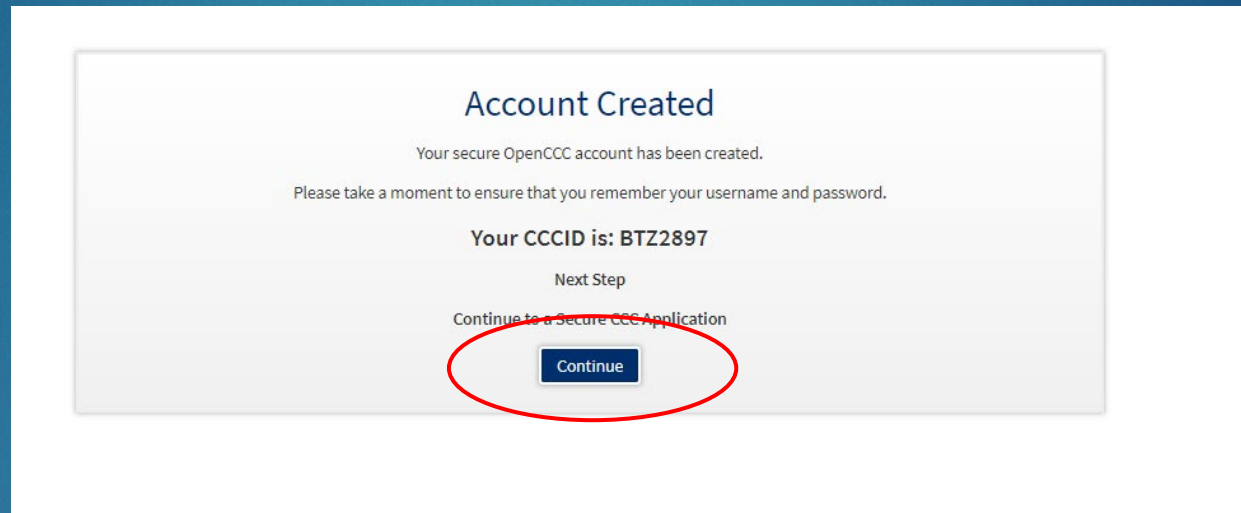


reCAPTCHA  
Privacy - Terms

[Create My Account](#) or [Cancel](#)

Great! You've created your OpenCCC account! You will now be able to start your college application.

Press Continue



# Start your college application.

## Enrollment Information

1. On “Term Applying For” – Select the latest date
  2. Select “Complete credits for high school diploma”.
  3. Select your intended major.
- **Important! Select “Save” and “Continue” at the bottom of EVERY screen.**

The screenshot displays the 'College Application' interface for San Bernardino Valley College. On the left is a navigation menu with options: Enrollment (selected), Account, Education, Citizenship/Military, Residency, Needs & Interests, Demographic Information, Supplemental Questions, and Submission. The main content area is titled 'Welcome' and contains the 'Enrollment Information' form. This form includes three dropdown menus: 'Term Applying For' (set to 'Spring 2021 (January - May) (January 19, 2021 to May 25, 2021)'), 'Educational Goal' (set to 'Complete credits for high school diploma or GED'), and 'Intended Major or Program of Study' (set to 'Graphic Design, AA'). At the bottom of the form, two buttons are visible: a grey 'Save' button and a blue 'Continue' button, both of which are circled in red to emphasize their importance.

Select "My mailing address is the same as the Permanent Address in my OpenCCC account above."

### Current Mailing Address

My mailing address is the same as the Permanent Address in my OpenCCC Account above ⓘ

Save

Continue

Select the choice shown here.

Select the choice shown here.

Enter TODAY'S DATE here – It won't let you put in your future graduation date

Answer this question "Yes"

Choose "Yes" or "No" here

## Education

### College Enrollment Status

As of January 18, 2021, I will have the following college enrollment status: ?

First-time student in college (after leaving high school) ▼

### High School Education

High school education level as of January 18, 2021 ?

Received high school diploma from U.S. school ▼

High school completion date ?

Month

Day

Year

June ▼

10 ▼

Did you receive your diploma, GED, or certificate in California? ?

Yes

No

Have you attended high school in California for three or more years? ?

Yes

No

Select "I attended high school".


Select "United States..."


Select "California"


Type in "Fontana" and select your high school

## Last High School Attended


- I attended high school.
- I was homeschooled in a registered homeschool organization.
- I was independently homeschooled.
- I did not attend high school and was not homeschooled.

Country 

United States of America (the) 


State 

California 

Enter the name or city of your high school or homeschool organization. Then make a selection from the list. 

Fontana High, Fontana

[Change](#)

School or Organization 

Fontana High

City 

Fontana



Estimate your GPA:  
A=4.0 B=3.0 C=2.0 D=1.0

Enter the highest English  
and Math courses you  
took and the grades  
you received.

## High School Transcript Information

College staff use this information to provide guidance. Your responses will not affect your admission to college.

What was your [unweighted high school GPA](#) (grade point average)? Please enter a value between 0.00 and 4.00. [?](#)

If you are still in high school, enter your [cumulative unweighted GPA](#) as of the end of 11th grade.

What was the highest English course you completed in high school? You may have passed or not passed the course, but you remained enrolled until the end.

What grade did you receive?

What was the highest [math course](#) you completed in high school? You may have passed or not passed the course, but you remained enrolled until the end.

What grade did you receive?

If you're not sure about your citizenship, enter "U.S. Citizen".

Select "None apply to me" here.

## Citizenship/Military

### Citizenship & Immigration

Citizenship & Immigration Status [?](#)

U.S. Citizen



### U.S. Military/Dependent of Military

U.S. Military status as of January 18, 2021 [?](#)

None apply to me



Save

Continue

Choose “Yes” or “No”.

Skip “Out-of-State” Activities

Choose “Yes” or “No”.

## Residency

### California Residence

Have you lived in California continuously since January 18, 2019? [?](#)

Yes  No

### Out-of-State Activities

As of January 18, 2019, have you engaged in any of the following activities? Check each activity that applies.

- I paid taxes outside of California [?](#)
- I registered to vote outside of California [?](#)
- I declared residency at a college or university outside of California [?](#)
- I filed for a lawsuit or divorce outside of California [?](#)

### Special Residency Categories

Have you ever been in [court-ordered foster care](#)? [?](#)

Yes  No

Save

Continue

Choose "Yes" or "No".

Choose "Yes" or "No".

If not sure, choose "No".

Choose "Yes" or "No".

## Needs & Interests

This information you provide on this page will not be used in making admission decisions and will not be used for discriminatory purposes.

### Main Language

Are you comfortable reading and writing English?

Yes  No

### Financial Assistance

Are you interested in receiving information about money for college?

Yes  No

[clear selection](#)

Are you receiving TANF/CalWORKs, SSI, or General Assistance?

Yes  No

[clear selection](#)

### Athletic Interest

Are you interested in participating in a sport while attending college? ⓘ

(Your response does not obligate you in any way. To be eligible to participate on an intercollegiate team, you must be enrolled in at least 12 units.)

Yes, I am interested in one or more sports, including the possibility of playing on an [intercollegiate team](#).

Yes, I am interested in [intramural or club sports](#), but not in playing on an intercollegiate team.

No, I am not interested in participating in a sport (beyond taking P.E. classes).

Check off anything you are interested in. If not sure, select “Career Planning”.

## Programs & Services

Check the programs and services in which you are interested. (Not all college campuses offer every program and service listed.)

- Academic counseling/advising
- Basic skills (reading, writing, math)
- CalWorks
- Career planning
- Child care
- Counseling - personal
- DSPS - Disabled Student Programs and Services
- EOPS - Extended Opportunity Programs and Services
- ESL - English as a Second Language
- Health services
- Housing information
- Employment assistance
- Online classes
- Re-entry program (after 5 years out)
- Scholarship information
- Student government
- Testing, assessment, orientation
- Transfer information
- Tutoring services
- Veterans services

Save

Continue

## Demographic Information

### Gender/Transgender

This information will be used for state and federal reporting purposes. It is optional and voluntary and will not be used for a discriminatory purpose. "Gender" in this context, means a person's sex, or a person's [gender identity](#) and [gender expression](#).

Gender ⓘ

-- Select Gender --

Do you consider yourself [transgender?](#) ⓘ

-- Select Transgender Response --

### Sexual Orientation

By California law, the California Community Colleges collect voluntary demographic information regarding the sexual orientation, gender identity, and gender expression of students.

- This information is used for summary demographic reporting and will not be used for a discriminatory purpose.
- Your responses are kept private and secure.
- Providing this information is optional.

Please indicate your [sexual orientation](#) ⓘ

-- Select Sexual Orientation --

### Parent/Guardian Educational Levels

Regardless of your age, please indicate the education levels of the [parents and/or guardians who raised you](#).

Parent or Guardian 1 ⓘ

Unknown

Parent or Guardian 2 ⓘ

Unknown

Answer the  
Gender/Transgender and  
Sexual Orientation questions.

Choose your parents'  
educational levels.

If you're not sure, choose  
"Unknown".

Answer the Race/Ethnicity questions. If you are Hispanic or Latino, enter the country or countries of your ancestors.

## Race/Ethnicity

Per U.S. Department of Education guidelines, colleges are required to collect this racial and ethnic data.

Check the box below if you identify as Hispanic or Latino. If you indicate that you are Hispanic or Latino, you will have the option to select more specific ancestry groups.

Are you Hispanic or Latino?

Yes  No

[clear selection](#)

- Argentinean
- Bolivian
- Chilean
- Colombian
- Costa Rican
- Cuban
- Dominican (Dominican Republic)
- Ecuadorian
- Guatemalan
- Honduran
- Mexican
- Nicaraguan
- Panamanian
- Peruvian
- Puerto Rican
- Salvadoran
- Spanish
- Venezuelan
- Other Hispanic or Latino

Check all of the ethnicity, nation, and ancestry groups that you identify with. When you select a major ethnicity group, you will have the option to select more specific ancestry groups. Select all that apply.

- Asian
- American Indian or Alaska Native

Answer the Citizenship question. If you're not sure, select "United States of America".

Enter the country in which you were born.

Enter your parent or guardian's first and last names and phone number.

Answer this question, "No".

Enter the date you started high school.

Enter today's date here.

## Supplemental Questions

Chaffey College would like to gather some additional information on your application to college.

What is your country of citizenship?

Countries

United States of America (the) ▼

What is your country of birth?

Countries

United States of America (the) ▼

### Emergency Information

Emergency Contact Person

parent's first and last name

Emergency Contact Phone Number

909-222-2222

### Prior Education

Are you graduating from high school this semester?

Yes  No

Enter the date you started high school? mm/dd/yyyy

08/25/20??

mm/dd/yyyy

Enter the date you ended high school? mm/dd/yyyy

(today)

mm/dd/yyyy



Answer this question "Yes".

Answer this question "No".

Answer "Yes" or "No".

### Career Transitions

Are you currently enrolled in a Career Transitions or ROP class at your High School?

Yes  No

### SEA

Are you applying through the Senior Early Assessment Program at your high school?

Yes  No

Are you under age 18?

Yes  No

Save

Continue

You're almost done!

If you like, you can review your application or skip this step.

Read the paragraph and then select "I consent".

## Submission

### Review Your Responses

[Save as PDF](#)

We recommend that you review your responses to ensure you've provided complete and accurate information.

[Review My Application](#)

### Request for Consent to Release Information

I authorize the Chancellor's Office, California Community Colleges, and the community colleges I am attending to release necessary personal information contained in my education records, including my Social Security number, for the purposes described below. To learn more about how your personal information is stored and used, see the [Privacy Policy](#).

- To federal or state agencies to evaluate jointly administered programs or to comply with reporting requirements;
- To data matching services to measure student success in transferring to four-year colleges or universities;
- To colleges, universities, or government agencies to promote outreach to students and to enhance transfer;
- To the California Student Aid Commission to facilitate the award of financial aid; and
- To organizations or agencies assisting the Chancellor's Office or the community colleges you attend with research and analysis.

I consent

I do not consent

Check the 2 boxes.

## Submit Your Application

You are about to submit your application to San Bernardino Valley College.  
NO CHANGES can be made to your application once it is submitted.

California state law\* allows you to submit your application and residency information online with an electronic signature verification. Your completion of this page will provide the necessary verification for electronic submission. The security and privacy of the information in your submitted application are protected as described in the CCCApply Privacy Policy.

\* Section 54300 of subchapter 4.5 of chapter 5 of division 6 of title 5 of the California Code of Regulations.

By Checking here, I, DIANA SHEEKS SCHNEIDER, declare that: ⓘ

- All of the information in this application pertains to me.
- Under penalty of perjury, the statements and information submitted in this online admission application are true and correct.
- I understand that falsification, withholding pertinent data, or failure to report changes in residency may result in District action.
- I understand that all materials and information submitted by me for purposes of admission become the property of San Bernardino Valley College.

By Checking here, I, DIANA SHEEKS SCHNEIDER, acknowledge understanding that: ⓘ

- Federal and state financial aid programs are available and may include aid in the form of grants, work study, and/or any available student loans. I am aware that I may apply for assistance for up to the total cost of my education including enrollment fees, books & supplies, transportation, and room and board expense.
- I may apply for financial assistance if I am enrolled in an eligible program of study (certificate, associate degree, or transfer), and may receive aid if qualified, regardless of whether I am enrolled full-time or part-time.
- Financial aid program information and application assistance are available in the financial aid office at the college. The application is also available on-line.

Note: CCCApply will provide links to financial aid information and applications after you submit this application. You can also find financial aid information at [www.icanaffordcollege.com](http://www.icanaffordcollege.com), and on most college websites.

Select "Submit my application".

Submit My Application



CONGRATULATIONS!  
YOU HAVE FINISHED YOUR APPLICATION!

Make sure you save your username,  
password and PIN in a safe place.  
You may need it again.

# What happens next?

You will receive 2 emails from the college that start with the word “**admissions**”. The first one is not too important – it is only your confirmation number. You don’t need to save it.

**The 2nd EMAIL IS VERY IMPORTANT – IT WILL CONTAIN YOUR COLLEGE ID NUMBER. IT WILL ARRIVE IN 2-3 DAYS. Don’t forget to check!**

**As soon as you receive your college ID no., TAKE A PHOTO OR SAVE IT IN YOU EMAIL CONTACTS UNDER “CHAFFEY” SO YOU CAN FIND IT AGAIN NEXT WEEK and NEXT YEAR!**